

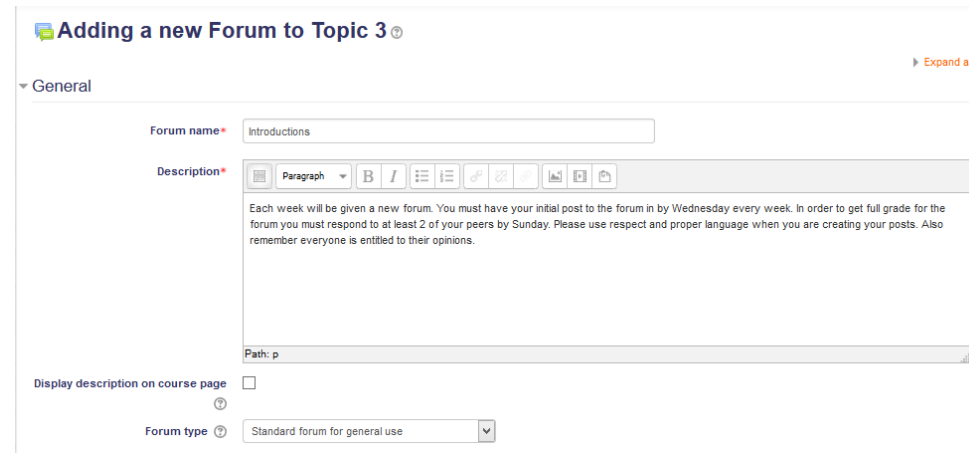
Basic Forum

Basic Forum

Forums are a great way to have Instructor and student collaboration. There are four basic forums. These can be graded by just the instructor or by students.

Forum Setup

You can add a forum by clicking on the Add Activity and Resource section and selecting Forum. This will take you to the Forum settings page. You can first give a short title to the forum. The description area is where you want to give clear instructions to your students on what you expect in the forum.



The screenshot shows a web interface for adding a new forum. The title is "Adding a new Forum to Topic 3" with a help icon. There is an "Expand all" link in the top right. The "General" section is expanded. The "Forum name" field contains "Introductions". The "Description" field is a rich text editor with a toolbar (Paragraph, Bold, Italic, Bulleted list, Numbered list, Link, Unlink, Image, Video, Embed) and contains the text: "Each week will be given a new forum. You must have your initial post to the forum in by Wednesday every week. In order to get full grade for the forum you must respond to at least 2 of your peers by Sunday. Please use respect and proper language when you are creating your posts. Also remember everyone is entitled to their opinions." Below the description is a "Path" field with the value "p". There is a checkbox for "Display description on course page" which is currently unchecked. At the bottom, the "Forum type" dropdown menu is set to "Standard forum for general use".

Basic Forums

- ▶ A single simple discussion - A single topic discussion developed on one page, which is useful for short focused discussions (cannot be used with separate groups)
- ▶ Standard forum for general use - An open forum where anyone can start a new topic at any time; this is the best general-purpose forum
- ▶ Each person posts one discussion - Each person can post exactly one new discussion topic (everyone can reply to them though); this is useful when you want each student to start a discussion about, say, their reflections on the week's topic, and everyone else responds to these
- ▶ Q and A Forum - Instead of initiating discussions participants pose a question in the initial post of a discussion. Students may reply with an answer, but they will not see the replies of other Students to the question in that discussion until they have themselves replied to the same discussion.
- ▶ Standard forum displayed in a blog-like format

Forum

Moodle Features Demo

Moodle Demonstration > Features > Forums > A single simple discussion

Display replies in nested form

This forum allows everyone to choose whether to subscribe or not
Everyone can now choose to be subscribed
[Unsubscribe from this forum](#)

A single simple discussion
by [Teacher Demo](#) - Thursday, 17 July 2008, 10:26 PM

How is the weather?

I will rate your posts. Refer to the [course information section resource](#) for the Standard Evaluation Guidelines using the 10 point scale.

[Reply](#)

Re: A single simple discussion
by [Student Demo](#) - Thursday, 17 July 2008, 10:13 PM

The weather is super here in Franconia. I see it is cloudy and threatening freezing rain in Perth.

[Show parent](#) | [Edit](#) | [Delete](#) | [Reply](#)

Maximum rating: **8 / 10**

Introduction area



Teacher rated this post

Lake Poets forum

Please post one discussion topic which must be different from everybody else's and then feel free to reply to others' posts. **NOTE: you will only be able to add ONE discussion topic** 😊

This forum allows each person to start one discussion topic.

[Add a new discussion topic](#)

Discussion	Started by	Replies	Last post
Wordsworth's sister	 Mark Ellis	0	Mark Ellis Mon, 20 Jan 2014, 10:22 AM
Coleridge	 Peter Wallace	1	Mark Ellis Mon, 20 Jan 2014, 10:21 AM